


Sea Nymph
FARR 5000
TRAILER YACHT



FARR 5000

Designed by :- Bruce Farr
 Built by :- Sea Nymph Boats Ltd

Following the success of the Farr 6000 the Farr 5000 was designed to provide an economical easily handled strong yet light boat capable of being towed by the average family car.

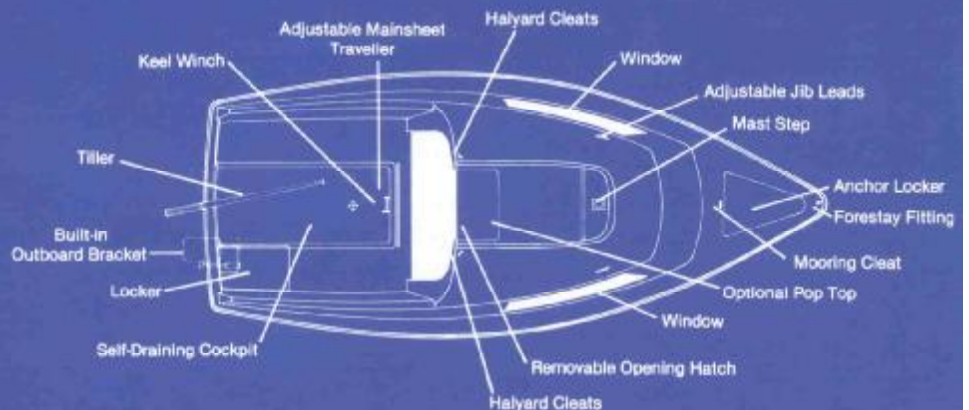
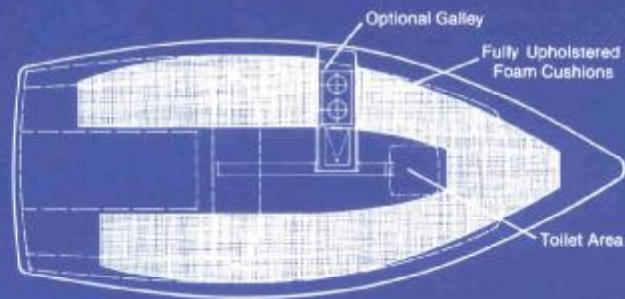
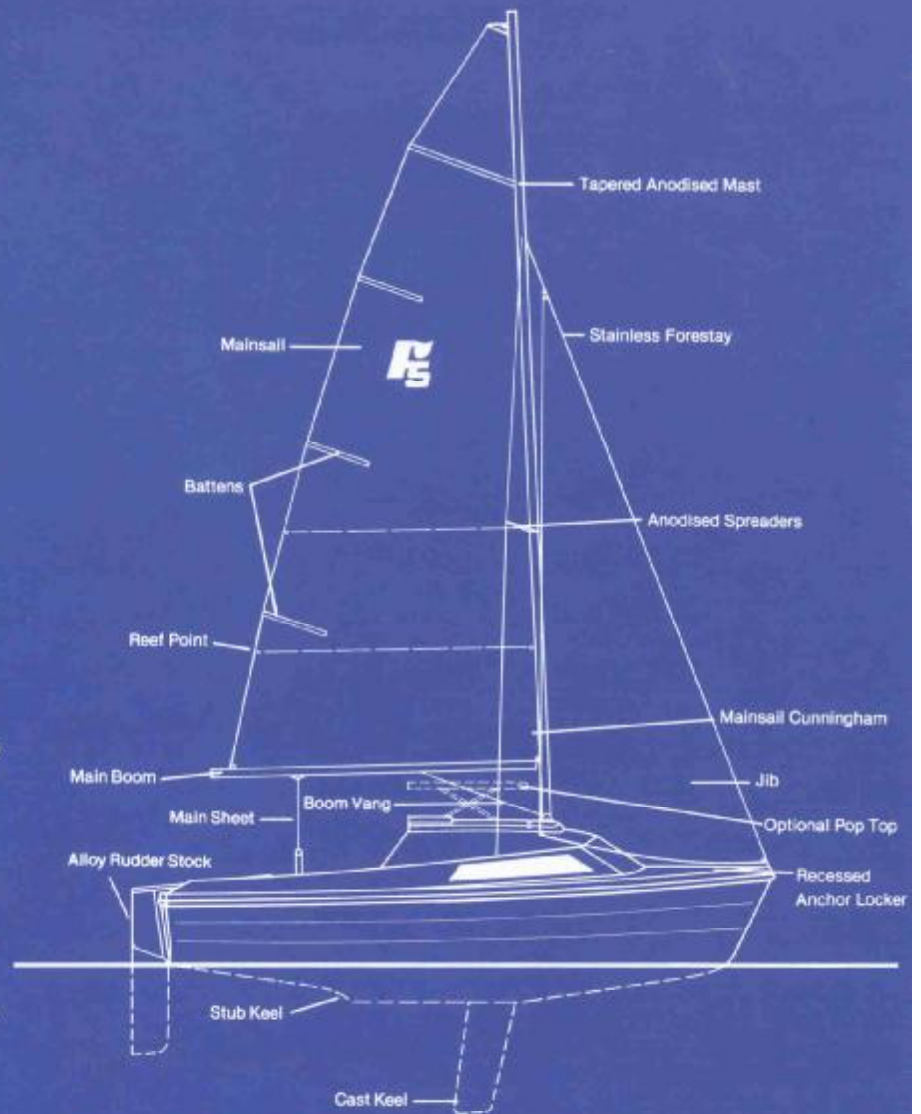
Deck Fittings

Self-draining cockpit. Large separate self-draining anchor locker including adjacent recessed mooring/towing bollard. Anchor rope fairlead.

- Two stern mooring cleats
- Mahogany cabin top handrails
- Cockpit locker and built-in exit for fuel line
- First-class fittings
- Wrap around fender strips
- Detachable fore and aft mast crutches for trailering
- Built-in outboard well

Rig Centre Board and Rudder

Tapered anodised mast with stainless steel rigging and internal halyards. The Jib (4.23 m) is easy to handle, no winches required. Mainsail (9.42 m) with slab reefing. Boom outhaul, mainsail cunningham, I-Beam Roller bearing mainsheet traveller and adjustable jib leads all provided. Interior ballast (100kg) with Cast Iron aerofoil Centreboard weighing 80 kg. lock-down device incorporated. Self-sustaining centreboard winch. Alloy rudder stock with pivoting fibreglass rudder blade incorporating lock-up/lock-down device. Optional Spinnaker available.



Interior

The one piece built in fibreglass interior incorporates four full length berths. All foam cushions are covered in either vinyl or special water resistant fabric.

Special recess for chemical toilet – optional galley unit – Four built-in under squab storage bins – Excellent light and vision through two side windows – Two interior coaming lockers.

Space Making Features

Optional 'Pop Top' Hatch-Opening and removable cabin top hatch – Removable companionway slides – Low profile centrecase does not hamper movement in cabin – Swing up tiller for full utilisation of cockpit when moored – Separate exterior self draining anchor locker.

Specifications

LOA	5.09 m	(16'-8")
	Headroom	4'8" (Standard)
DWL	4.62 m	(15'2")
BEAM	2.25 m	(7'4")
	Headroom (Pop Top)	6'0"
DRAFT (board up)	0.30 m	(1'0")
DRAFT (boarddown)	1.24 m	(4'1")
WEIGHT	510 kg	(1125 lb)
BALLAST	180 kg	(397 lb)



FARR 5000

Built using the very latest construction techniques, the FARR 5000 is beautifully light and exceptionally strong.

The hull form is beamy with powerful stern sections giving good stability, speed and spacious accommodation.



Its ability to be towed long distances behind a car of medium to moderate power, provide four full berths, yet be easy to handle makes the Farr 5000 the ideal family trailer yacht.

The Unique One Design principle – all Farr 5000's are the same, they are all made from the same moulds and finished completely, only by Sea Nymph Boats Limited.

One Design ensures a sound investment and a high resale value.

FARR 5000 meets all New Zealand Trailer-Yacht Association safety and self-righting requirements.

Full SEA NYMPH 2 Year Warranty.



Sea Nymph Boats Ltd P.O. Box 21-303
Henderson Auckland New Zealand.

