


Sea Nymph
FARR 6000
TRAILER YACHT



FARR 6000

Designed by Bruce Farr
Built by Sea Nymph
Boats Ltd.

Of all the new trailer yachts on the market, none have the pedigree of this exciting craft! Farr '6000' is 6.07 metres long with a beam of 2.45 metres. She is not only safe, stable and roomy, but also very practical.

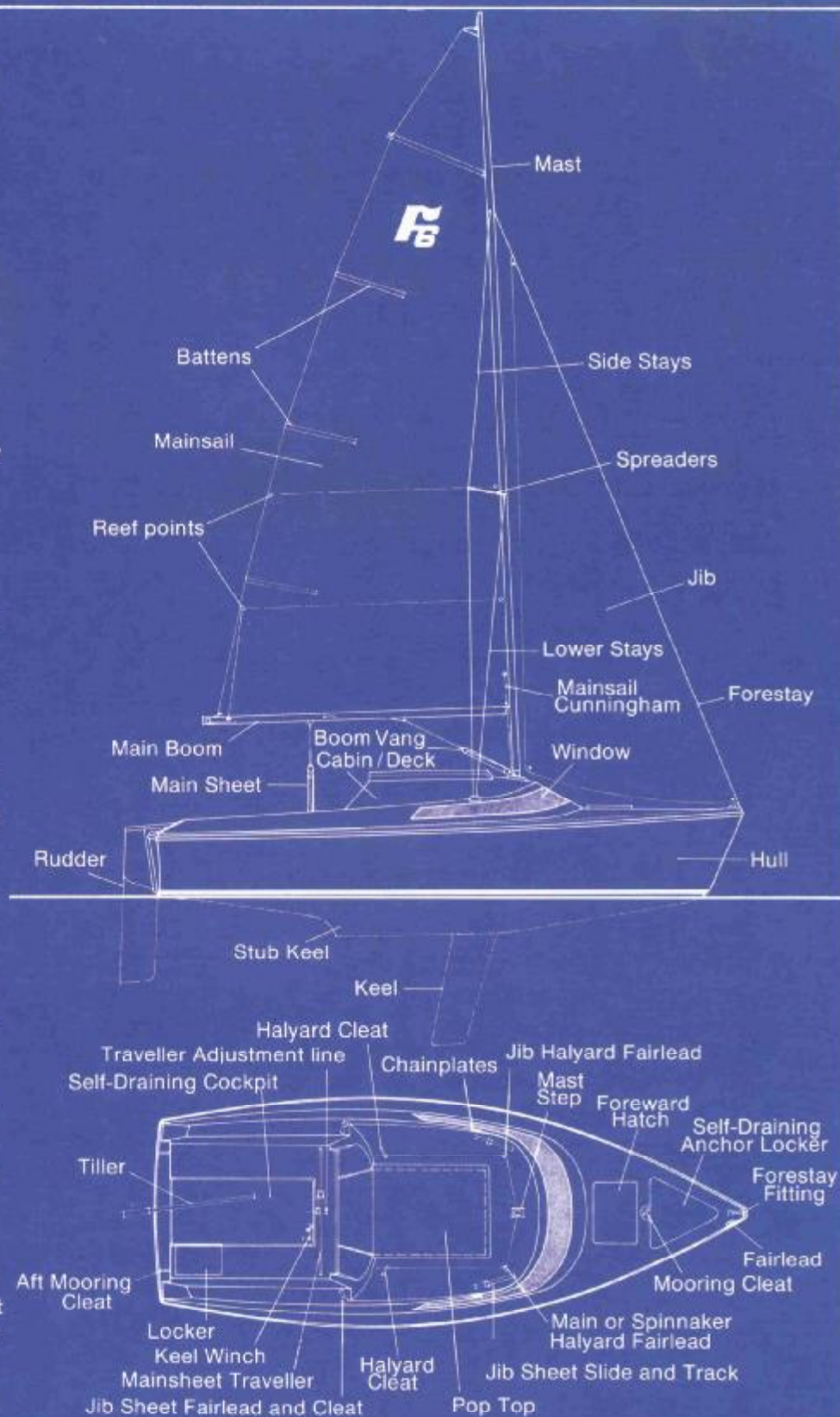
Built using the very latest construction techniques. Result? A beautifully light, but exceptionally strong boat!

Deck Fittings

Self-draining cockpit • Large separate self-draining anchor locker including adjacent recessed mooring/towing bollard • Anchor rope fairlead • Two stern mooring cleats • Mahogany cabin top hand rails • Two cockpit coaming lockers • Cockpit locker and built-in exit for fuel line • All deck areas reinforced • First-class fittings • Wrap around fender strips • Detachable fore and aft mast crutches for trailering.

Rig, Centreboard & Rudder

Tapered anodised mast with stainless steel rigging and internal halyards. The Jib (62 sq ft) is easy to handle, no winches required • Mainsail (140 sq ft) with 2 sets of slab reefing (no extra sails needed!) • Boom outhaul, mainsail cunningham, I-Beam Roller bearing mainsheet traveller and adjustable jib leads all provided • Cast-iron aerofoil centreboard weighs 95.25kg — lock-down device incorporated • Self-sustaining centreboard winch • Alloy rudder stock with pivoting fibreglass rudder blade incorporating lock-up/lock-down device.



Specifications

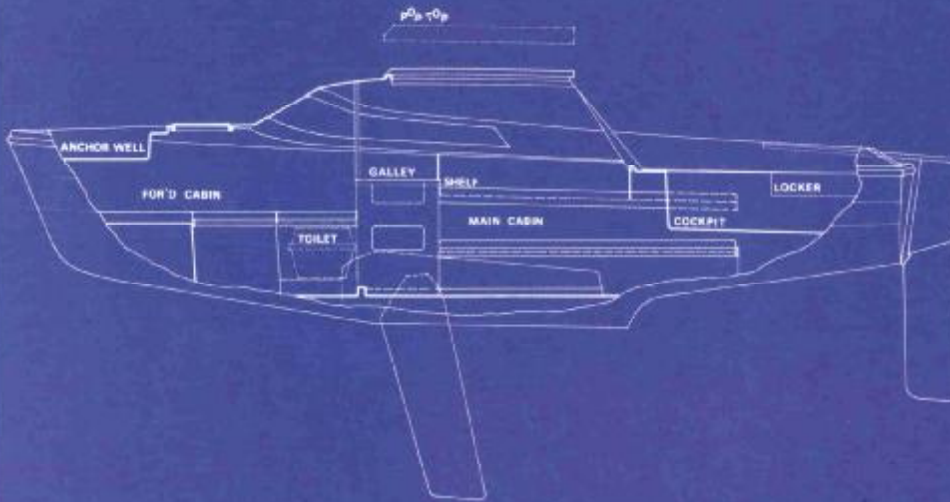
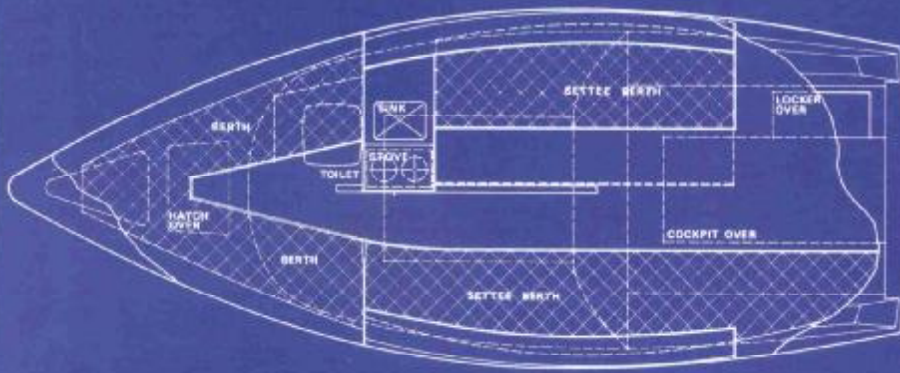
LOA	6.07m	20'0"
DWL	5.60m	18'4"
BEAM	2.45m	8'2"
DRAFT (Board up)	0.42m	1'4"
DRAFT (Board down)	1.55m	5'1"
WEIGHT	884.5kg	1950lb
BALLAST	242.0kg	535lb

Interior

Five full-length berths
• All cushions and backrests in either vinyl or special water resistant material
• Floor carpet and lined side lockers
• Fitted, moulded galley with sink pump and thru-hull outlet
• Provision for stove, glass rack and mirror
• Separate toilet area behind built-in bulkhead
• Excellent light and vision throughout main and forward cabin
• Walk-through forward hatch
• Flow-thru ventilation

Space-Making Features

Large 'Pop Top' hatch (strong enough to walk on!) gives full 6' headroom when raised
• Swing-keel does not hamper movement in cabin
• Swing-up tiller for full utilisation of cockpit when moored.



FARR 6000

Bruce Farr's ingenious design of hull/deck shape has made the Farr '6000' a very versatile boat. The hull form is beamy with powerful stern sections to give good stability, speed and spacious accommodation. Unique One Design Principle – all Farr 6000's are the same, they are all made from the same moulds and finished completely only by Sea Nymph Boats Ltd. One design also ensures very high re-sale value!

The sloping aft end of the cabin with removable panels allows the interior to become an extension of the cockpit or vice-versa.



Less hardy types can stay in the protection of the cabin but still participate in the sailing of the boat. 'Pop Top' gives full headroom throughout the main living area. Other features include: Private toilet, excellent galley facilities that cater for weekend or week-long cruising, 5 full-length berths.

Positive 'built-in' foam buoyancy makes Farr '6000' unsinkable! Meets all N.Z. Trailer Yacht Association safety and self-righting requirements.

Full Sea Nymph 2-year warranty.

The Farr '6000' Trailer Yacht is a boat to be proud of!



Sea Nymph Boats Ltd
P.O. Box 21-303 Henderson Auckland

